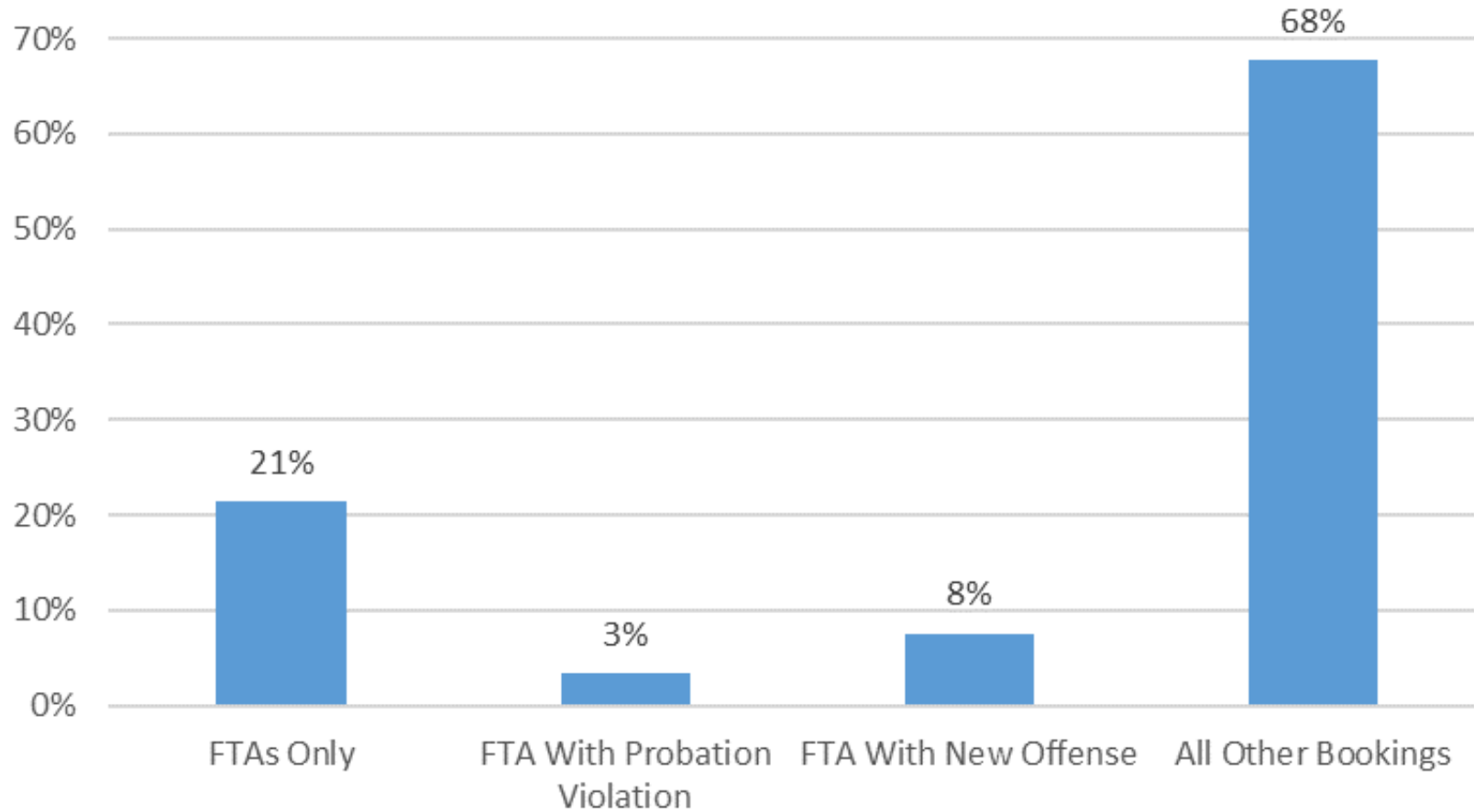


# Failures to Appear in Douglas County

Criminal Justice Coordinating Council Meeting

September 8, 2020

## Distribution of Jail Bookings by FTA Category (N=16,257)



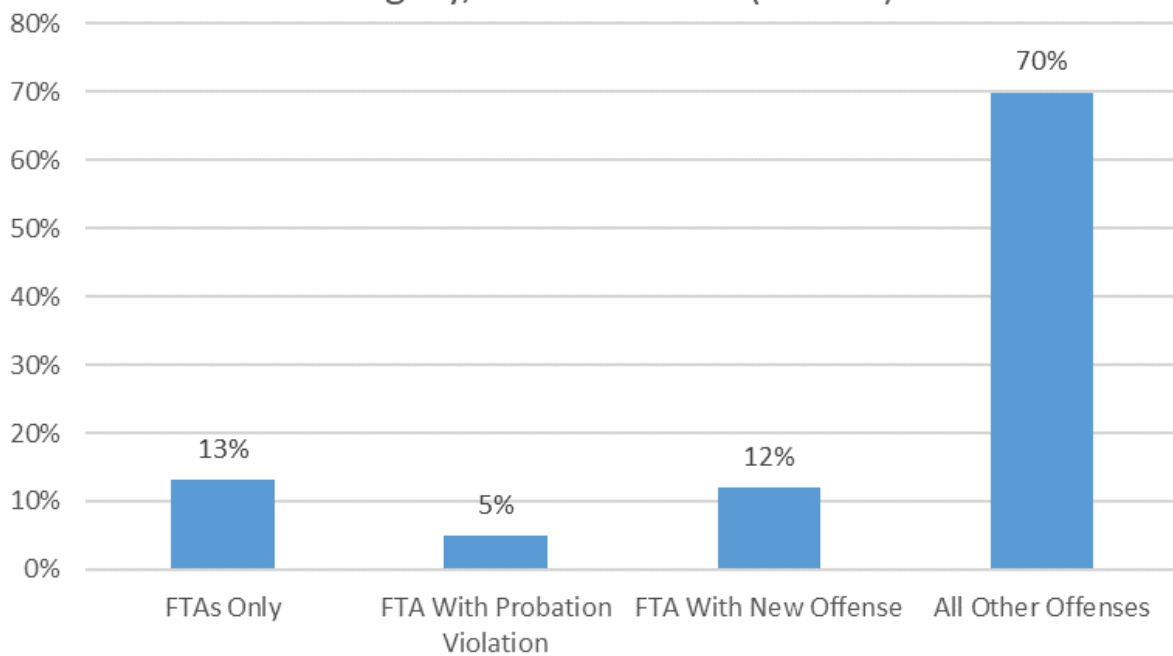
Source: Data on 1/1/2017 - 7/15/2020 DCCF bookings; Spillman Jail Management System.

## Days in Jail, by FTA Category

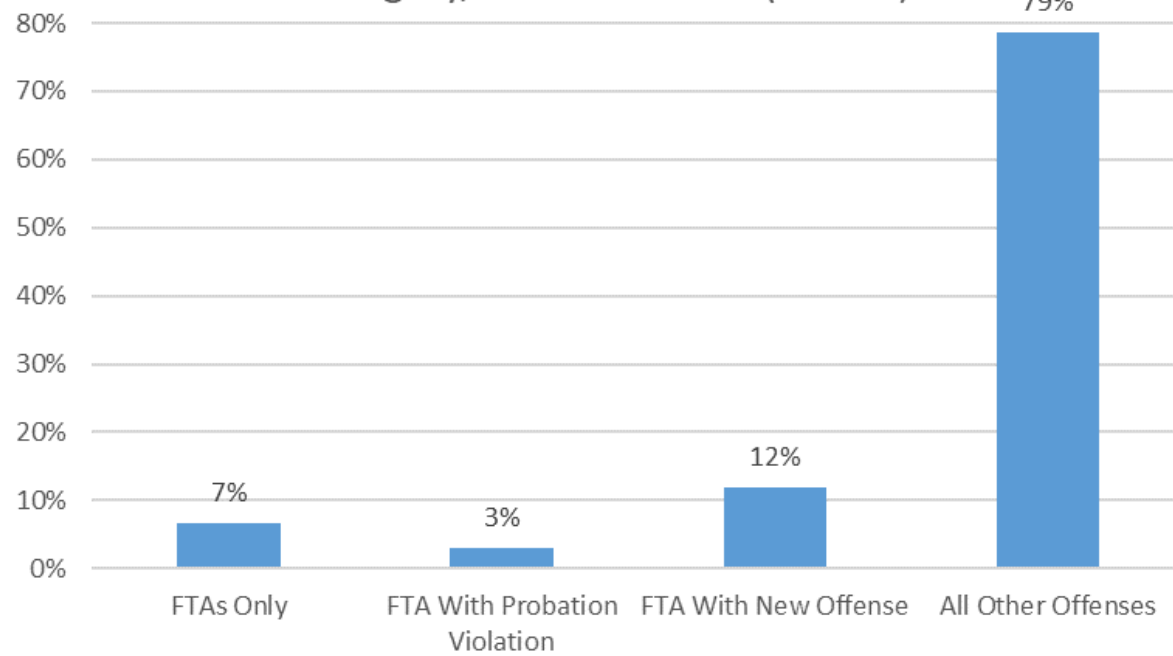
	FTAs Only (N=3,474)	FTA With PV (N=545)	FTA With New Offense (N=1,235)	All Other Bookings (N=11,003)
25th Percentile	0.1	5.9	0.9	0.1
Median (50th Percentile)	0.8	22.1	5.7	0.8
75th Percentile	4.2	77.8	44.5	2.8

Note: Data on 1/1/2017 - 7/15/2020 DCCF bookings. Data include bookings for District Court and municipal courts.

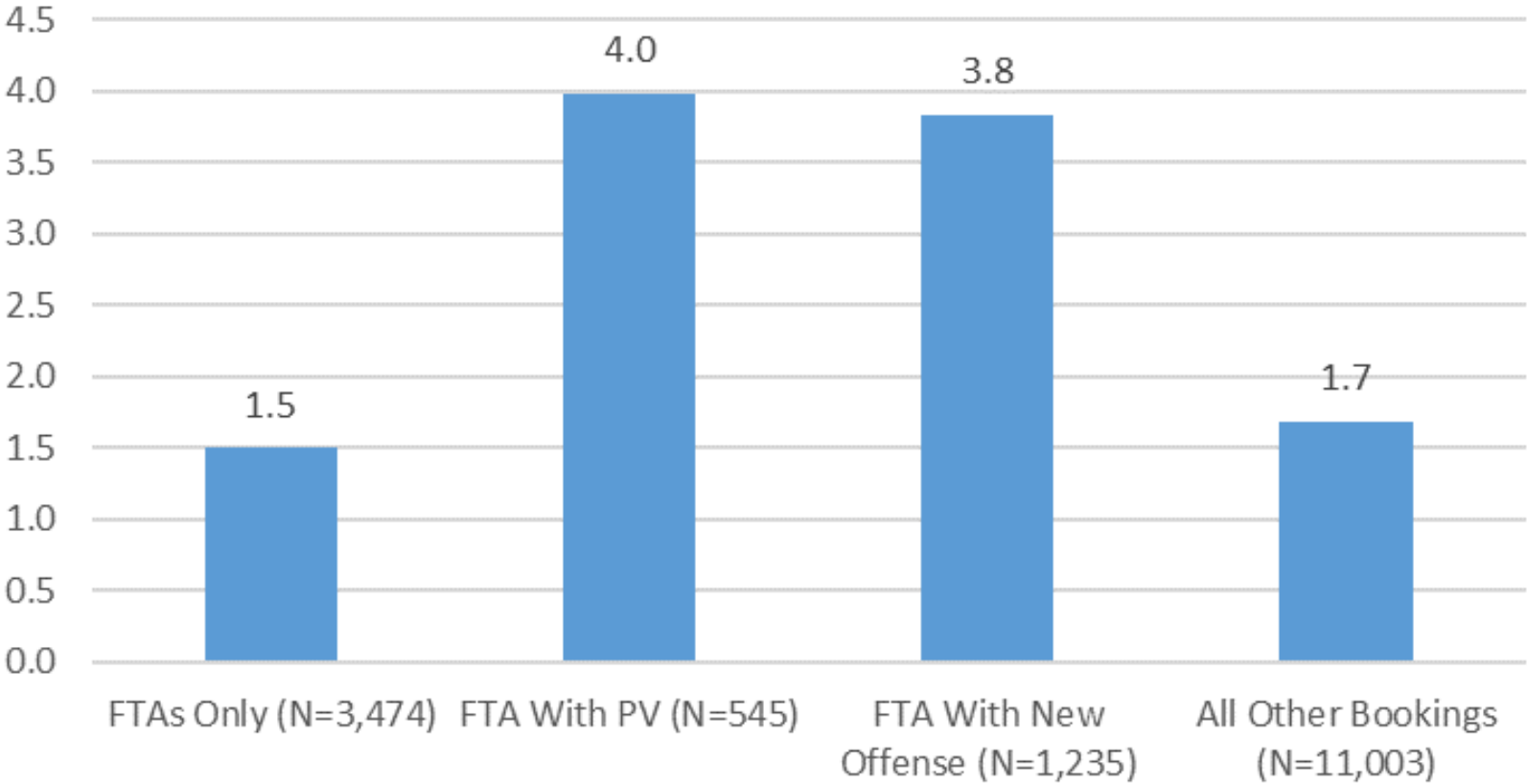
Distribution of Jail Population on 2/16/20 by FTA Category, Pre-COVID-19 (N=183)



Distribution of Jail Population on 8/17/20 by FTA Category, Post-COVID-19 (N=135)

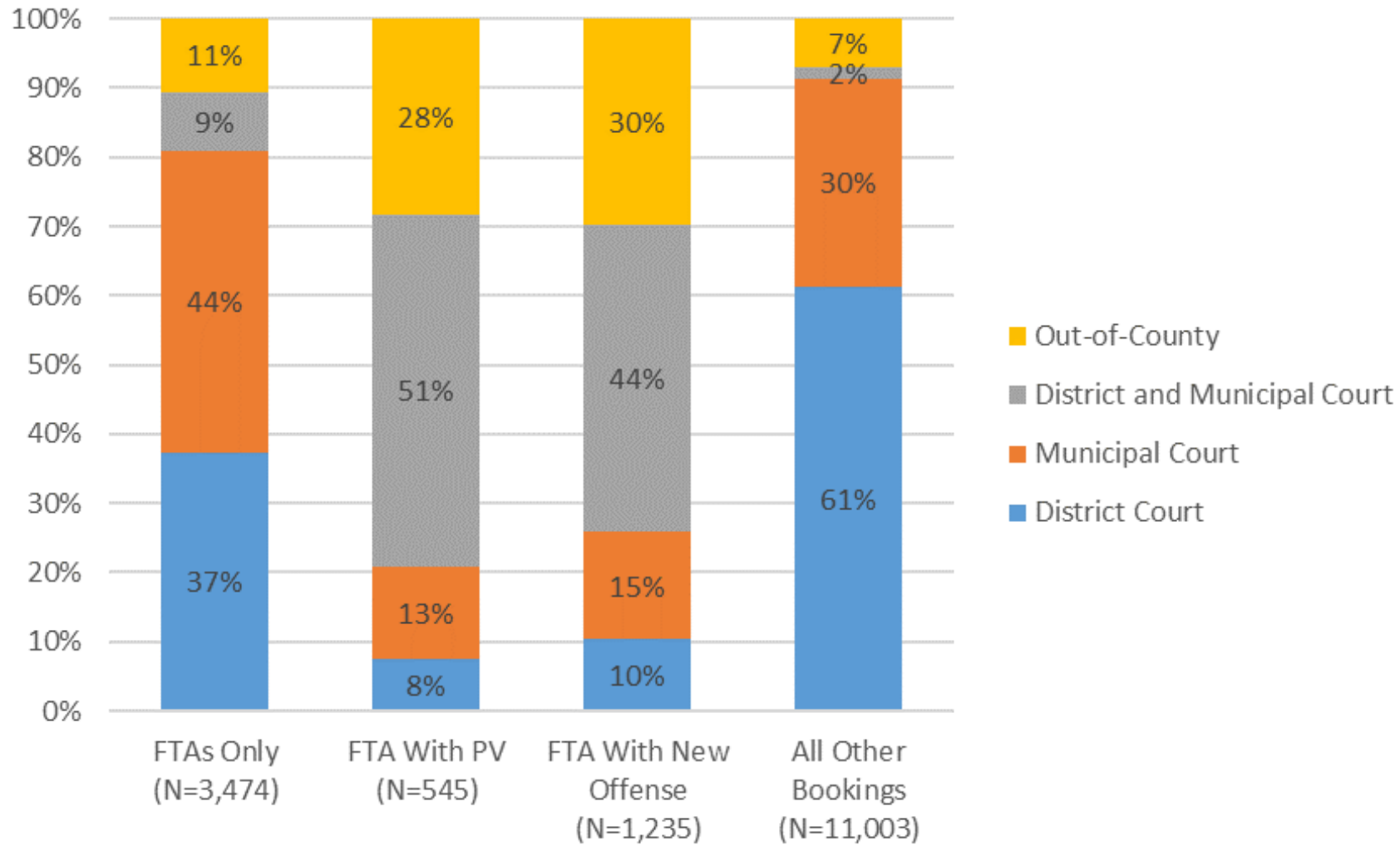


# Mean Number of Offenses at Booking



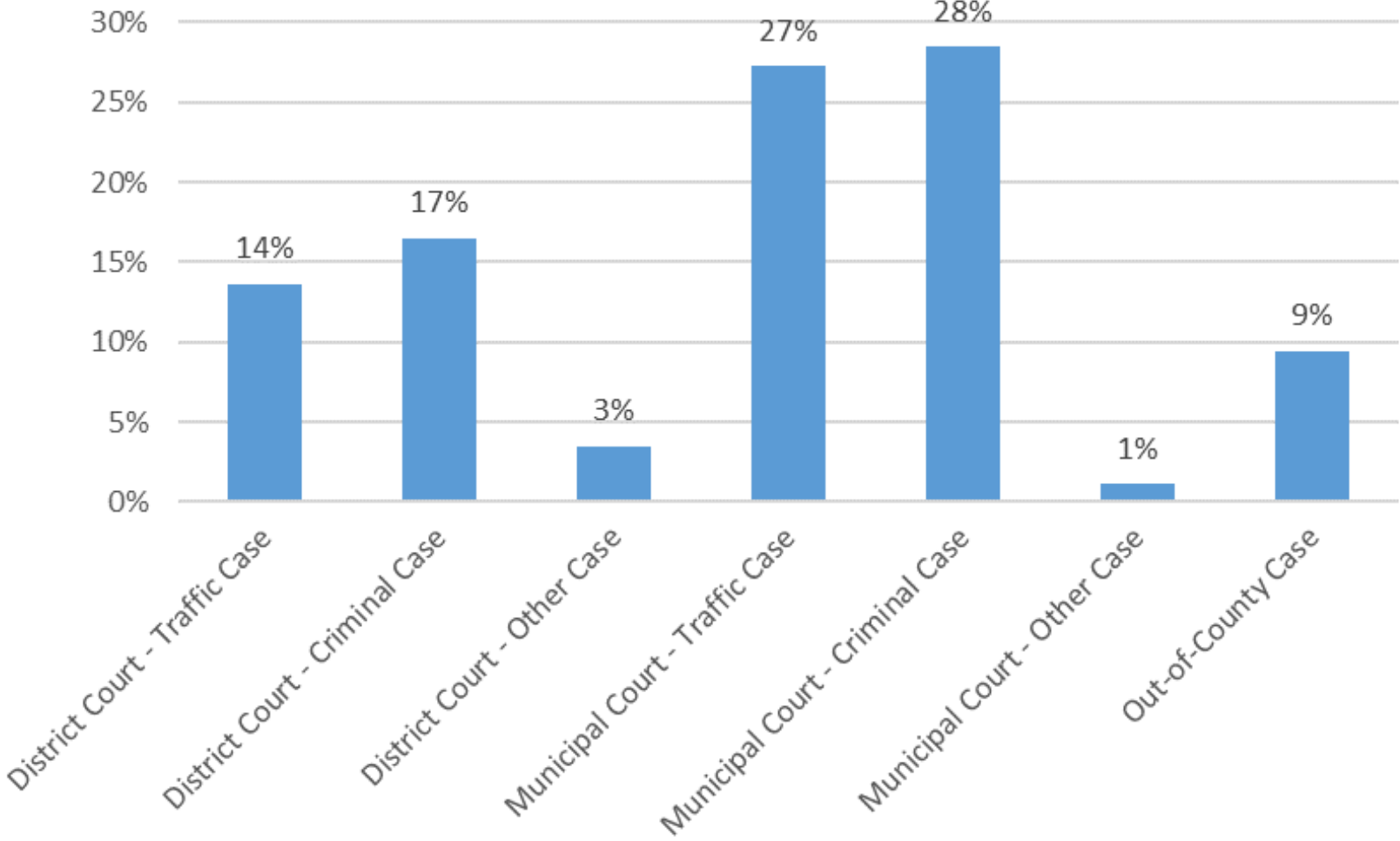
Source: Data on 1/1/2017 - 7/15/2020 DCCF bookings; Spillman Jail Management System.

## Court Jurisdiction Among Jail Bookings



Note: Municipal Court data include Lawrence, Baldwin, and Eudora Municipal Courts.  
 Source: Data on 1/1/2017 - 7/15/2020 DCCF bookings; Spillman Jail Management System.

# Court Jurisdiction and Case Type for Failure-to-Appear Offenses at Booking



Note: District Court traffic cases include infractions, misdemeanors, and felonies. Municipal Court data include Lawrence, Baldwin, and Eudora Municipal Courts.

Source: Data on 1/1/2017 - 7/15/2020 failure-to-appear offenses at booking; Spillman Jail Management System.

## Types of Bond Ordered in District Court

	FTAs Only (N=1,300)	FTA With PV (N=37)	FTA With New Offense (N=129)	All Other Bookings (N=6,739)
Cash	10%	8%	6%	1%
Cash or Surety	59%	62%	67%	40%
Own Recognizance	27%	41%	47%	30%
No Bond	7%	41%	29%	31%

Source: Data on 1/1/2017 - 7/15/2020 DCCF bookings. Notes: Rows do not sum to 100%; there can be multiple offenses per booking, and different offenses can have different bond types. Bond type is set to "no bond" for many remands and revocations of probation.



## **Types of Bond Ordered in Municipal Courts**

	FTAs Only (N=1,512)	FTA With PV (N=68)	FTA With New Offense (N=191)	All Other Bookings (N=3,323)
Cash	82%	79%	85%	1%
Cash or Surety	1%	0%	2%	1%
Own Recognizance	10%	10%	79%	67%
No Bond	12%	47%	29%	32%

Source: Data on 1/1/2017 - 7/15/2020 DCCF bookings. Notes: Rows do not sum to 100%; there can be multiple offenses per booking, and different offenses can have different bond types. Bond type is set to "no bond" for many remands and revocations of probation. The Municipal Courts data describe Lawrence, Baldwin, and Eudora Municipal Courts.

# Conclusions

- FTA-only bookings represent 21% of bookings.
- Inmates with only FTAs account for 7% to 13% of the standing jail population.
- 37% of FTA-only bookings are for District Court and 44% are for Municipal Court.
- FTAs for traffic cases bring about as many people to jail as FTAs for criminal cases.
- Judges hardly order cash bond, except for with FTAs.