

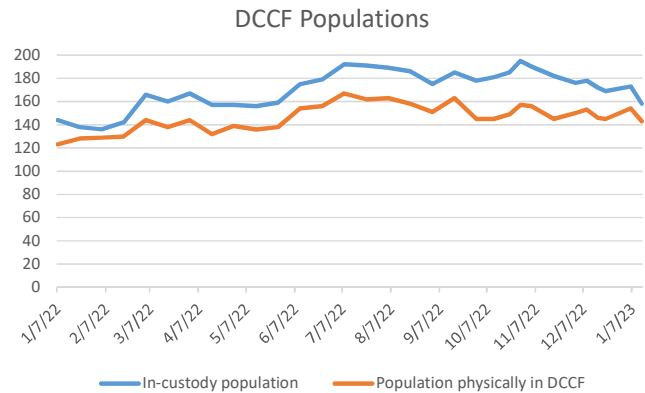
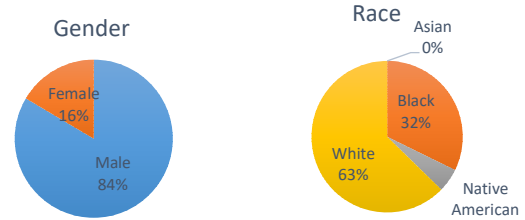
Douglas County Criminal Justice Statistics - 1/13/23

Douglas County Correctional Facility (DCCF) - updated each Friday

In-custody population	158
In-custody population by gender, race, and ethnicity	
Male	132 84%
Female	26 16%
Asian	0 0%
Black	51 32%
Native American	8 5%
White	99 63%
Hispanic	10 6%
Non-Hispanic	148 94%

In-custody population by county of residence	
Douglas County resident	110 70%
Not Douglas County resident	42 27%
No zip code (usually homeless in Dg Co)	6 4%

Population housed in other county jails	6
Population at inpatient psychiatric and drug treatment facilities	9
Population physically in DCCF	143
Awaiting beds at Larned psychiatric facility	6



Criminal Justice Services - updated on the first day of each month

Pretrial Release Program

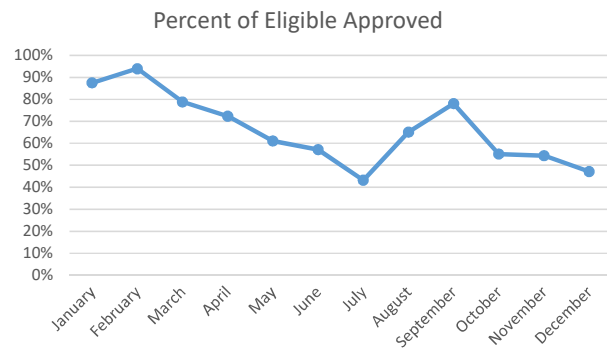
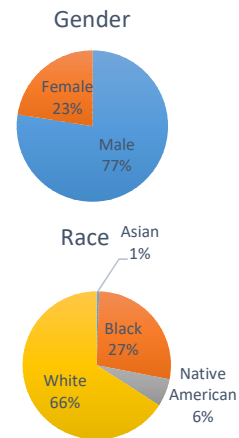
An alternative to incarceration program established in 2017. Information is available at: <https://douglascountyks.org/depts/pretrial/faq>.

Total supervisions since 2017	2,048
Current population	182

Population by gender, race, and ethnicity	
Male	141 77%
Female	41 23%
Asian	1 1%
Black	50 27%
Native American	11 6%
White	120 66%
Hispanic	10 5%
Non-Hispanic	172 95%

Population by electronic monitoring	
Electronic monitoring	42 23%
No electronic monitoring	140 77%

	December	Last 4 Months
Total seen at first appearance	68	275
Total eligible for pretrial program	53	200
Total approved for pretrial program	25	115
Percent of eligible approved	47%	58%
Monitoring closed successfully		
Monitoring closed successfully	12	88
New charge (monitoring suspended)	2	5
Failure to appear (monitoring suspended)	5	33
Failure to comply (additional conditions added by the court)	2	6
Percent closed successfully	57%	67%

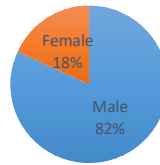


House Arrest Program

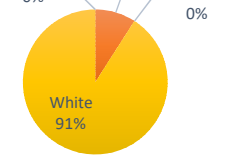
In operation since October 2017, the house arrest program allows approved individuals to serve a sentence out of custody and within the community. Information is available <http://dgcoks.org/housearrest>.

Current population	22
Population by adult status	
Adult	22 100%
Juvenile	0 0%
Population by gender and race	
Male	18 82%
Female	4 18%
Asian	0 0%
Black	2 9%
Native American	0 0%
White	20 91%
Hispanic	2 9%
Non-Hispanic	20 91%
Population by court jurisdiction	
Municipal Court	3 14%
District Court	19 86%
	<u>December</u> <u>Last 4 Months</u>
Successfully completed	10 36
Closed due to non-compliance	2 2
Total completed	12 38
<i>Percent successfully completed</i>	<i>83%</i> <i>95%</i>

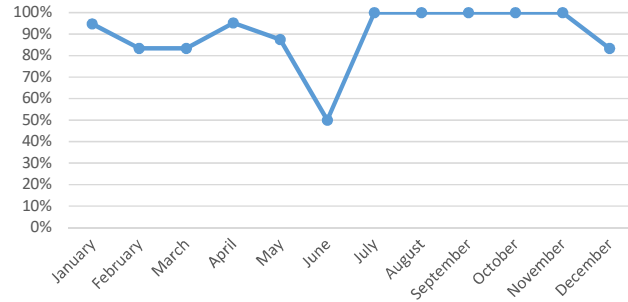
Gender



Race



Percent Successfully Completed



Behavioral Health Court

A special court docket for people with complex behavioral health and substance abuse needs who want to participate and have been resistant to treatment. Established in 2017. Information at: <http://dgcoks.org/bhcourt>.

Current participants	23
Successful graduates	53
Terminations/discharges	29
Voluntary withdrawals	14
<i>Graduation rate</i>	<i>54%</i>

Drug Court

Drug Court, established in 2020, seeks to reduce recidivism of individuals with a substance use disorder. Information at: <https://www.douglascountyks.org/depts/district-attorney/douglas-county-drug-court-information>

Current participants	13
Successful graduates	9
Terminations	8
Voluntary withdrawals	3
<i>Graduation rate</i>	<i>43%</i>

Enhanced Diversion - no referrals since August 2021

Enhanced Diversion is an alternative to incarceration program for higher-risk, higher-needs individuals, established in 2021. Participants receive support in accessing community resources and for issues such as addiction and mental illness.

Number assessed for the program	34
Admission status	
Accepted to enhanced diversion	17 50%
Accepted to regular diversion	11 32%
Denied	6 18%
Pending	0 0%
Gender, race, ethnicity of people accepted	

Male	25	89%
Female	3	11%
Asian	1	4%
White	20	74%
Black	4	15%
Native American	2	7%
Hispanic	2	7%
Non-Hispanic	26	93%

Gender, race, ethnicity of people denied

Male	3	50%
Female	3	50%
White	5	83%
Black	1	17%
Hispanic	0	0%
Non-Hispanic	6	100%