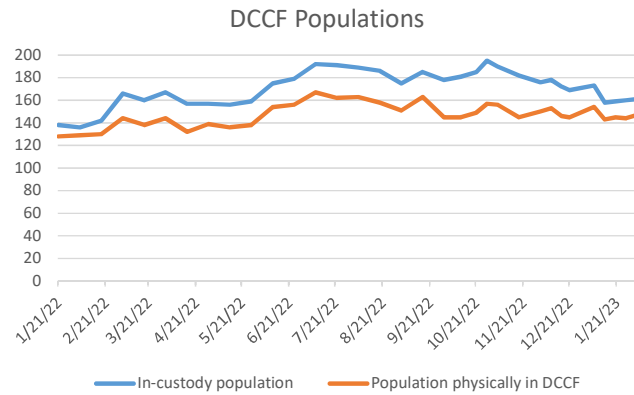
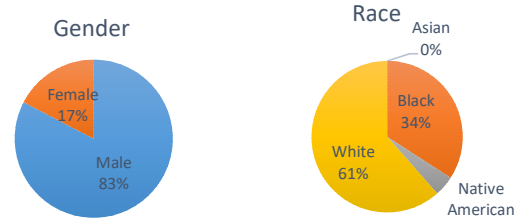


Douglas County Criminal Justice Statistics - 2/3/23

Douglas County Correctional Facility (DCCF) - updated each Friday

In-custody population	161
In-custody population by gender, race, and ethnicity	
Male	133 83%
Female	28 17%
Asian	0 0%
Black	55 34%
Native American	7 4%
White	99 61%
Hispanic	11 7%
Non-Hispanic	150 93%
In-custody population by county of residence	
Douglas County resident	112 70%
Not Douglas County resident	43 27%
No zip code (usually homeless in Dg Co)	6 4%
Population housed in other county jails	
Population at inpatient psychiatric and drug treatment facilities	11
Population physically in DCCF	147
Awaiting beds at Larned psychiatric facility	7



Criminal Justice Services - updated on the first day of each month

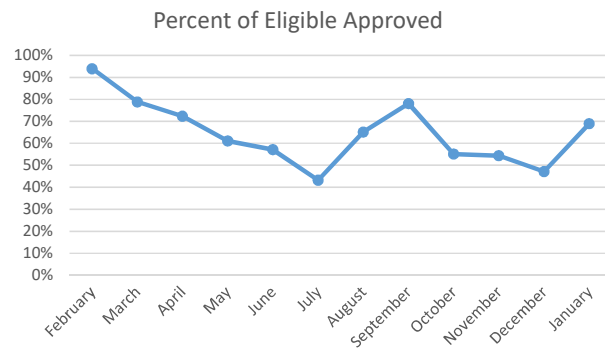
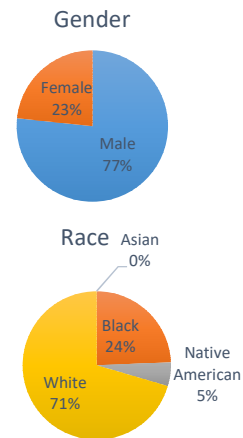
Pretrial Release Program

An alternative to incarceration program established in 2017. Information is available at: <https://douglascountyks.org/depts/pretrial/faq>.

Total supervisions since 2017	2,091
Current population	193
Population by gender, race, and ethnicity	
Male	148 77%
Female	45 23%
Asian	0 0%
Black	47 24%
Native American	10 5%
White	136 70%
Hispanic	11 6%
Non-Hispanic	182 94%

Population by electronic monitoring	
Electronic monitoring	41 21%
No electronic monitoring	152 79%

	January	Last 4 Months
Total seen at in-custody first appearance	69	281
Total eligible for pretrial program	58	217
Total approved for pretrial program	40	123
Percent of eligible approved	69%	57%
Monitoring closed successfully		
Monitoring closed successfully	15	72
New charge (monitoring suspended)	1	6
Failure to appear (monitoring suspended)	11	38
Failure to comply (additional conditions added by the court)	1	7
Percent closed successfully	54%	59%

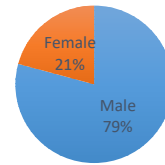


House Arrest Program

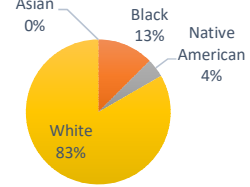
In operation since October 2017, the house arrest program allows approved individuals to serve a sentence out of custody and within the community. Information is available <http://dgcoks.org/housearrest>.

Current population	24	
Population by adult status		
Adult	23	96%
Juvenile	1	4%
Population by gender and race		
Male	19	79%
Female	5	21%
Asian	0	0%
Black	3	13%
Native American	1	4%
White	20	83%
Hispanic	1	4%
Non-Hispanic	23	96%
Population by court jurisdiction		
Municipal Court	4	17%
District Court	20	83%
	<u>January</u>	<u>Last 4 Months</u>
Successfully completed	7	34
Closed due to non-compliance	1	3
Total completed	8	37
Percent successfully completed	88%	92%

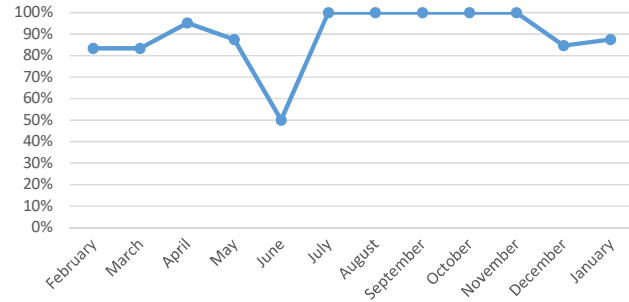
Gender



Race



Percent Successfully Completed



Behavioral Health Court

A specialty court docket for people with complex behavioral health and substance abuse needs. Established in 2017. Information at: <http://dgcoks.org/bhcourt>.

Current participants	23
Successful graduates	54
Terminations/discharges	29
Voluntary withdrawals	14
Graduation rate	54%

Drug Court

Drug Court, established in 2020, seeks to reduce recidivism of individuals with a substance use disorder. Information at: <https://www.douglascountyks.org/depts/district-attorney/douglas-county-drug-court-information>

Current participants	14
Successful graduates	9
Terminations	8
Voluntary withdrawals	3
Graduation rate	43%

Enhanced Diversion - no referrals since August 2021

Enhanced Diversion is an alternative to incarceration program for higher-risk, higher-needs individuals, established in 2021. Participants receive support in accessing community resources and for issues such as addiction and mental illness.

Number assessed for the program	34	
Admission status		
Accepted to enhanced diversion	17	50%
Accepted to regular diversion	11	32%
Denied	6	18%
Pending	0	0%
Gender, race, ethnicity of people accepted		

Male	25	89%
Female	3	11%
Asian	1	4%
White	20	74%
Black	4	15%
Native American	2	7%
Hispanic	2	7%
Non-Hispanic	26	93%

Gender, race, ethnicity of people denied

Male	3	50%
Female	3	50%
White	5	83%
Black	1	17%
Hispanic	0	0%
Non-Hispanic	6	100%